

## **starCASE**

### **THE THERMOPLASTIC DESIGN ENCLOSURE FOR ELECTRONICS & DEVICES**

#### **IP 66**

##### **The key product features:**

- Enclosure material: ASA + PC
- Enclosure color similar to RAL 7035
- Integrated lid support
- The enclosure can be mounted when the lid is fitted
- Lid screws stainless steel 1.4567
- Integrated recess in cover for membrane keypad or front plate
- Design covers to conceal the assembly level
- Fire protection class UL-94 V-0
- Enclosure seal: silicone molded seal

---

starCASE is a truly multipurpose range of plastic enclosures molded in flame-retardant ASA+PC. These highly attractive and ergonomic housings are perfectly suitable for modern industrial electronics. The enclosures can be mounted on a wall, bulkhead, ceiling or machine – everything is possible.

Unique ROLEC design features include a recessed lid for fitting a membrane keypad, product label or front plate, hinged design covers which hide the lid screws and separate mounting channels, and lid retaining supports for holding the lid in place when the housing is open. The enclosures can be mounted without opening the lid which means your electronics remain protected at all times. Screw bosses are provided inside for fitting circuit boards, mounting plates, terminal rails etc. Matching accessories and cable glands are also available.

We can supply starCASE enclosures fully customized to your requirements.

#### **Enclosure sizes**

8

#### **Further information**

Integrated recess for membrane keypads or front plates

Integrated lid support, polypropylene (PP)

Optional: Access safeguard by means of sealing set

Full protective insulation in accordance with VDE 0100

#### **Enclosure**

ASA+PC, RAL 7035 light gray: 2° mold slope for casting ejection > internal circumference dimensions decrease by 2° towards enclosure base.

Snap-on design covers, captive, ASA LURAN S, RAL 7035 light gray

Special materials and colors on request

#### **Flammability**

UL 94 V-0 1.5 mm

### **Fastening**

Separate screw channels outside of the enclosure interior. Enclosure fastened while lid closed

### **Internal mounting**

Fastening option for self-grooving screws on the base of the enclosure and in the lid

### **Ingress protection**

IP 66 / EN 60529

### **Gasket**









Silicone molded seal

### **Lid screws**

Stainless steel 1.4567, captive

### **Customizing**

Learn more about our [full customizing service for installation-ready enclosures](#)

Photo	No.	Type	Length L	Width W	Height H	Gasket H	Optional available
	230.090.000	SC 090	120	90	50		- EMC-Shielding - Insert lock - Sealing set
	230.092.000	SC 092	160	90	50		- EMC-Shielding - Insert lock - Sealing set
	230.110.000	SC 110	140	110	60		- EMC-Shielding - Insert lock - Sealing set
	230.112.000	SC 112	200	110	60		- EMC-Shielding - Insert lock - Sealing set
	230.130.000	SC 130	160	130	60		- EMC-Shielding - Insert lock - Sealing set
	230.132.000	SC 132	220	130	60		- EMC-Shielding - Insert lock - Sealing set
	230.150.000	SC 150	180	150	60		- EMC-Shielding - Insert lock - Sealing set
	230.172.000	SC 172	280	170	60		- EMC-Shielding - Insert lock - Sealing set